



Installation Instructions BX2310 Hyundai Tiburon 2000

Serial No.

The front bumper fascia and turn lights are removed for baseplate installation. Holes need to be drilled.
DEALER OR INSTALLER: BE CERTAIN THE USER RECEIVES THE INSTRUCTION SHEET.



Figure 1

1. Remove the lower screw from the bottom of the bumper fascia. Figure 1.



Figure 5

2. Looking up to the back side of the front grill, remove the phillips screw and 10mm Hex bolt just above the phillips screw. Figure 2 and 3.




Figure 2

3. Remove the push pins and screw forward of the front tires. Figure 4.



Figure 6

4. Open the hood and remove the screw on top of the head light assembly. Figure 5. Pull the assembly out and remove the Hex nut holding the bumper fascia. Figure 6.



Figure 3

5. Remove the push pins from the top of the bumper fascia, remove the top molding and pull fascia from the vehicle. Figure 7.



Figure 7

6. Remove the Hex bolts from the sides of the frame and the Hex bolt from the lower cross member (drivers side). Bolt the baseplate to the frame and cross member using same bolts. Figures 8.



Figure 4




Figure 8

Automatic




Figure 9

7. Drill a 3/8" hole for the passengers side brace and use 3/8" hardware to fasten to frame. Tighten all bolts according to the chart in the General Instruction Sheet. Figure 9. The 3/8" nut plate can be inserted through the large opening in the cross member. Figure 10.



Figure 10

8. Replace the bumper facia and head lights. The 10mm bolt that is removed in step 2 will not be replaced.

Tools Required

8MM Wrench

9/16" Wrench

Loctite 3/8" Drill Bit

14MM Wrench

Needle Nose Pliers

Phillips Screw Driver



Parts List

Ref. No.	Qty.	Part No.	Description
1	1	61-5469	Weldment, Baseplate, BX2310
2	2	61-5208	3/8 Nut Plate 1/4 x 1 x 1 With 14 Inch Wire
3	1	201-0440	3/8-16 x 1 1/2 Hex Bolt Grd. 5 ZP
4	1	203-0010	3/8 Lock Washer, ZP
5	1	201-0446	8MM-1.25 x 30MM Hex Bolt Grd. 5, ZP
6	1	203-0102	8MM Lock Washer, ZP
7	2	201-0553	1/4-20 x 1/2 Hx. Wshd. Type F Tcs.
8	2	201-0192	#10-32 x 1/2 Slot, Rd. Hd. Screw
9	2	202-0047	#10-32 Hex Nut
10	2	203-0054	#10 Lock Washer
11	2	101-5822	Adapter, 4 Way Connector
E	4		Existing Bolts, Side Frame

