

### !WARNING!

Failure to follow these instructions or to properly install and maintain this equipment could result in an explosion and/or fire causing property damage and personal injury or death.

Marshall Excelsior equipment must be installed, operated, and maintained in accordance with federal, state, and local codes and MEC instructions. The installation in most states must also comply with NFPA 58 or ANSI K61.1 standards.

Only personnel trained in the proper procedures, codes, standards, and regulations of the LP-Gas or anhydrous ammonia industries should install and service this equipment.

The MEC Two-Stage Regulator meets RVIA requirements for use on recreational vehicles.

### !CAUTION!

The MEC regulators are to be installed or adjusted by qualified LP Gas or RV service personnel only. Contact a qualified LP Gas or RV dealer for installation.

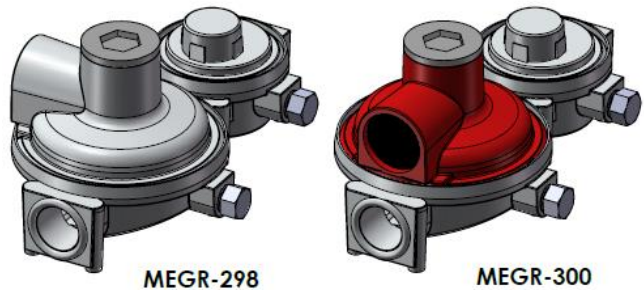
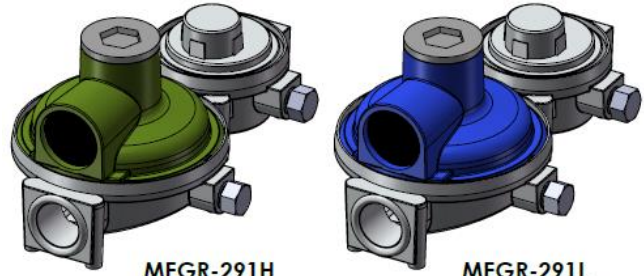

### Description

The MEC Two-Stage regulator combines both a high pressure first stage and a low pressure second stage regulator into a single unit. Ideally designed for RV applications to ensure a smooth and continuous flow of gas to all applications.

- LP Gas Regulators must always be installed with the vent facing downwards. Ensure the protective cover is kept in place to minimize vent blockage.
- Do not use this regulator on LP systems equipped with ASME tanks that allow liquid or debris to enter the vapor system

### !WARNING!

Never check for leaks with an open flame. Do not check for leaks using ammoniated or chlorinated household type detergents. These can cause cracks to form on the metal tubing and brass fittings. If the leak cannot be located, take the unit to a LP Gas service representative.



SPECIFICATIONS – VENT OVER OUTLET 1/4" NPT in, 3/8" NPT out			
Part Number	Inlet Pressure	Outlet Pressure	Capacity & BTU/HR
MEGR-291 (Gray)	30 PSI	9" W.C.	175,000*
	100 PSI		195,000*
MEGR-291H (Green)	30 PSI	9" W.C.	225,000*
	100 PSI		285,000*
MEGR-291L (Blue)	30 PSI	9" W.C.	120,000*
	100 PSI		140,000*
MEGR-300 (Red)	30 PSI	1.6 PSI	225,000**
	100 PSI		322,000**

SPECIFICATIONS – 90° VENT 1/4" NPT in, 3/8" NPT out			
Part Number	Inlet Pressure	Outlet Pressure	Capacity & BTU/HR
MEGR-298 (Gray)	30 PSI	9" W.C.	175,000*
	100 PSI		195,000*
MEGR-298H (Green)	30 PSI	9" W.C.	225,000*
	100 PSI		285,000*
MEGR-298L (Blue)	30 PSI	9" W.C.	120,000*
	100 PSI		140,000*

UL Listed to UL 144

- \* Manufacturer's set point = 100 PSIG Inlet and 11" W.C. outlet flowing at 30 SCFH air.
- \*\* Manufacturer's set point = 100 PSIG Inlet and 2 PSI outlet flowing at 30 SCFH air.



**WARNING:** These products contain a chemical known to the state of California to cause cancer and birth defects or other reproductive harm.

The contents of this publication are for informational purposes only. While every effort has been made to ensure accuracy, these contents are not to be construed as warranties or guarantees, expressed or implied, regarding the products or services described herein or for their use or applicability. Marshall Excelsior Co. reserves the right to modify or improve the designs or specifications of such products at any time without notice. The MEC™ logo is the trademark of Marshall Excelsior Co.